


Die-cast box

500X500 500X1000/k

(Straight lock/curved lock)

Ultra-light and ultra-thin, fast heat dissipation, anti-interference, high strength, quick installation, high precision, strong versatility, easy maintenance, and high cost performance



Box/covering color: green ■

Cabinet size: 500x500x70mm (excluding module size)-K

Module size: 250x250mm

Box appearance



500x500x70mm-k




500x1000x70mm-k


Cabinets can be stacked



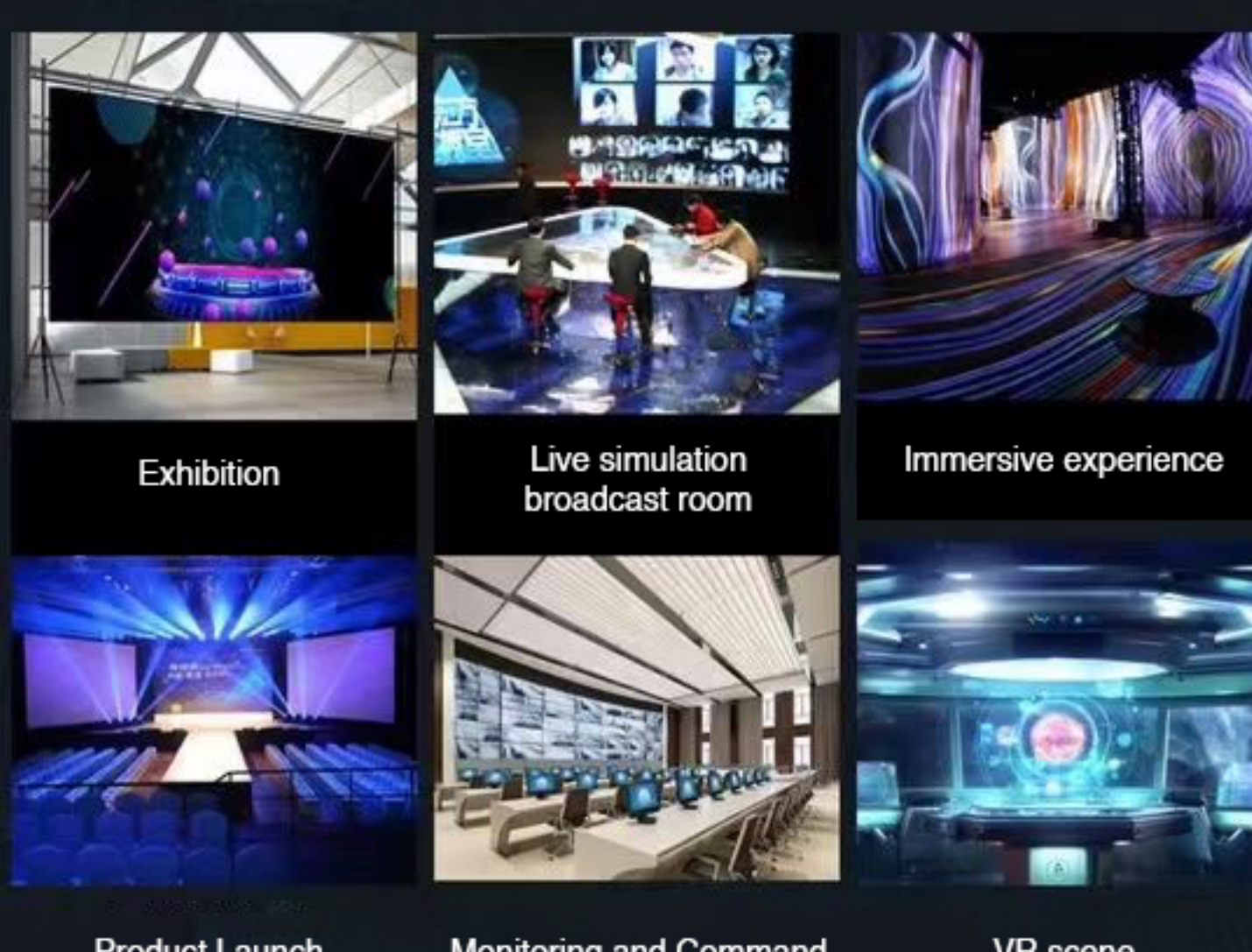
Easy to use when stacked



Box appearance

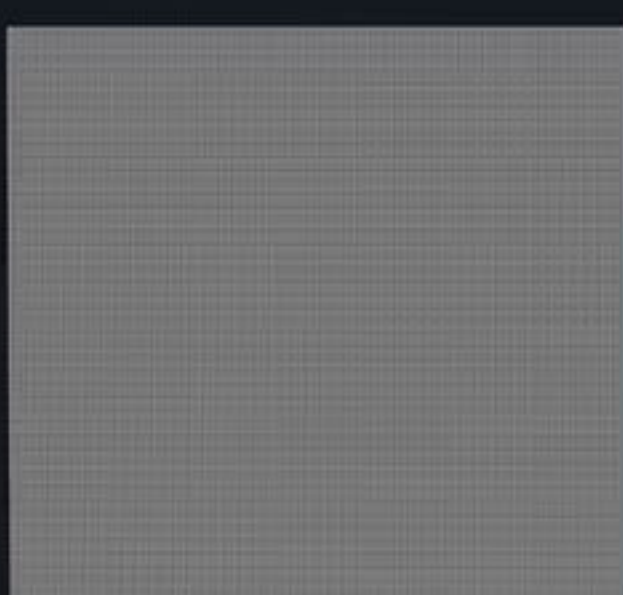
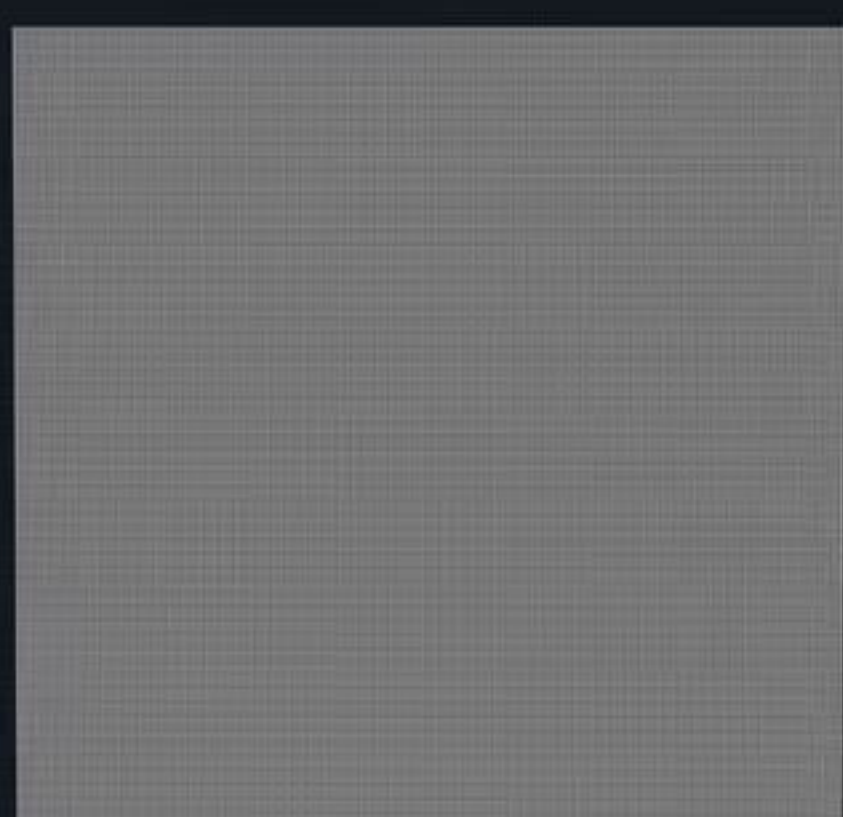


Application Scenario



Spacing Series

P2.976/P3.91/P4.81/P5.95/P6.25



Straight edge lock (500x500x 70)mm

Specifications

P2.976/P3.91/P4.81/P5.95/P6.25

Product name	500x 500k
Weight	4KG
Module	P2.976/P3.91/P4.81/P5.95/P6.25
Material	Aluminum alloy
Installation Mode	Hoisting and fixed installation
Use Environment	Indoor
Including Accessories	Quick lock, handle, system/power supply mounting plate, connecting piece
Box/door panel	Black
Accessories Standard	1 middle door panel, 4 sets of straight edge locks, 1 handle, 2 positioning pins, 2 positioning glass beads, 1 power supply board, 1.2 connecting pieces, 1 indicator light.

Arc edge lock (500x 1000x 70)mm

Specifications

P2.976/P3.91/P4.81/P5.95/P6.25

Product name	500x1000k
Weight	6.3KG
Module	P2.976/P3.91/P4.81/P5.95/P6.25
Material	Aluminum alloy
Installation Mode	Hoisting and fixed installation
Use Environment	Indoor
Including Accessories	Quick lock, handle, system/power supply mounting plate, connecting piece
Box/door panel	Black
Accessories Standard	1 middle door panel, 2 sets of curved edge locks, 2 sets of straight edge locks, 1 handle, 2 positioning